

# Pandeiro Rudiments

Carl Dixon  
2013

Muffled tone Thumb    Open tone Thumb    Muffled tone fingers    Open tone fingers    Jingles heel    Jingles fingers

Slap with fingers    Slap with palm or thumb in center    Lift up    Down    Jingles with lift sizzle    Open tone with lift sizzle

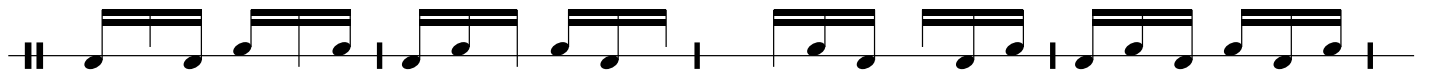
The notation consists of two staves. The top staff shows six rhythmic patterns, each with a note above it and a label: 'Muffled tone Thumb', 'Open tone Thumb', 'Muffled tone fingers', 'Open tone fingers', 'Jingles heel', and 'Jingles fingers'. The bottom staff shows six corresponding rhythmic patterns with labels: 'Slap with fingers', 'Slap with palm or thumb in center', 'Lift up', 'Down', 'Jingles with lift sizzle', and 'Open tone with lift sizzle'. The notes are placed on a five-line staff with a double bar line at the beginning of each staff.

## Alternating notes

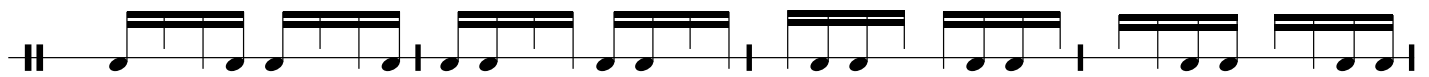
The notation consists of two staves. The top staff shows six rhythmic patterns, each with a note above it and a label: 'Muffled tone Thumb', 'Open tone Thumb', 'Muffled tone fingers', 'Open tone fingers', 'Jingles heel', and 'Jingles fingers'. The bottom staff shows six corresponding rhythmic patterns with labels: 'Slap with fingers', 'Slap with palm or thumb in center', 'Lift up', 'Down', 'Jingles with lift sizzle', and 'Open tone with lift sizzle'. The notes are placed on a five-line staff with a double bar line at the beginning of each staff.

## Tones

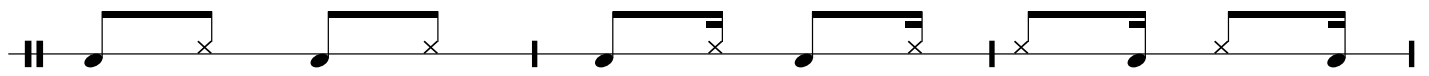
The notation consists of five staves. Each staff shows a rhythmic pattern with notes on a five-line staff. The patterns are: 1) A single note followed by a quarter rest, then a quarter note, then a quarter rest, then a quarter note. 2) A single note followed by a quarter rest, then a quarter note, then a quarter rest, then a quarter note. 3) A single note followed by a quarter rest, then a quarter note, then a quarter rest, then a quarter note. 4) A single note followed by a quarter rest, then a quarter note, then a quarter rest, then a quarter note. 5) A single note followed by a quarter rest, then a quarter note, then a quarter rest, then a quarter note.



Groups of 3 with side of hand



Alternating tones and slaps



Lift

